

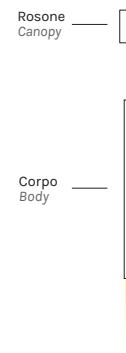
INDOOR - SUSPENSION

SHINE VERTICAL



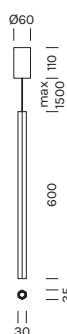
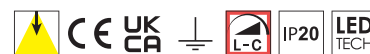
- alluminio, ottone

- aluminum, brass



Con rosone e driver

With canopy and driver



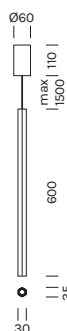
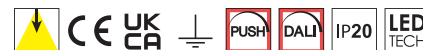
Item	Temperature	°Optic	Canopy	Body
9397	M	15	-BV	-BV
	W	36	-NO	-NO
	N		-OS	-OS

Item	Temperature	°Optic	Canopy	Body
9397	M	15	-BV	-BV
	W	36	-NO	-NO
	N		-OS	-OS

composed by
RS03/02 (1Pz)
9300 (1Pz)

Con rosone e driver

With canopy and driver



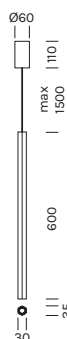
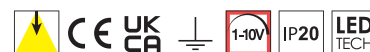
Item	Temperature	°Optic	Canopy	Body
9398	M	15	-BV	-BV
	W	36	-NO	-NO
	N		-OS	-OS

Item	Temperature	°Optic	Canopy	Body
9398	M	15	-BV	-BV
	W	36	-NO	-NO
	N		-OS	-OS

composed by
RS03/03 (1Pz)
9300 (1Pz)

Con rosone e driver

With canopy and driver



Item	Temperature	°Optic	Canopy	Body
9399	M	15	-BV	-BV
	W	36	-NO	-NO
	N		-OS	-OS

Item	Temperature	°Optic	Canopy	Body
9399	M	15	-BV	-BV
	W	36	-NO	-NO
	N		-OS	-OS

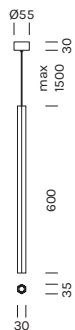
composed by
RS03/04 (1Pz)
9300 (1Pz)

Con rosone, senza driver

With canopy, without driver



Necessita di driver remoto a 500mA oppure di convertitore da 24Vdc a 500mA più driver a 24Vdc
Requires 500mA remote driver, or 24Vdc to 500 mA converter and 24Vdc driver



	9395	M 2700K	W 3000K	N 4000K
Power		5.8W	5.8W	5.8W
Nominal lumen		515.0lm	555.0lm	555.0lm
CRI		>90	>90	>90
Supply		500mA	500mA	500mA

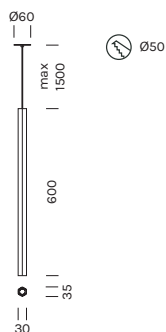
Item	Temperature	°Optic	Canopy	Body
9395	M	15	-BV	-BV
...composed by	W	36	-NO	-NO
RS01 (1Pz)	N		-OS	-OS
9300 (1Pz)				

Con rosone piatto per cartongesso, senza driver

With flat rosette for plasterboard, without driver



Necessita di driver remoto a 500mA oppure di convertitore da 24Vdc a 500mA più driver a 24Vdc
Requires 500mA remote driver, or 24Vdc to 500 mA converter and 24Vdc driver



	9396	M 2700K	W 3000K	N 4000K
Power		5.8W	5.8W	5.8W
Nominal lumen		515.0lm	555.0lm	555.0lm
CRI		>90	>90	>90
Supply		500mA	500mA	500mA

Item	Temperature	°Optic	Canopy	Body
9396	M	15	-BV	-BV
...composed by	W	36	-NO	-NO
RS06 (1Pz)	N		-OS	-OS
9300 (1Pz)				

Solo corpo

Body only



Necessita di driver remoto a 500mA oppure di convertitore da 24Vdc a 500mA più driver a 24Vdc
Requires 500mA remote driver, or 24Vdc to 500 mA converter and 24Vdc driver



	9300	M 2700K	W 3000K	N 4000K
Power		5.8W	5.8W	5.8W
Nominal lumen		515.0lm	555.0lm	555.0lm
CRI		>90	>90	>90
Supply		500mA	500mA	500mA

Item	Temperature	°Optic	Finish
9300	M	15	-BV
	W	36	-NO
	N		-OS

Driver in corrente in remoto 500mA

500mA remote constant current driver

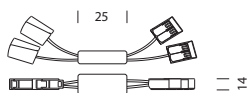
Item	items powerable	Power	IP	Dimensions	Dimming
1A2399	1	10W	IP20	102x38x21	L-C

Convertitore da 24Vdc a 500mA

24Vdc to 500 mA converter

Necessita di driver remoto a 24Vdc

Requires 24V remote driver



Item	items powerable
2A4843	1

Driver 24Vdc in tensione in remoto

Remote constant voltage drivers 24Vdc

Item	items powerable	Power	IP	Dimensions	Dimming
1A0150	1-2	30W	IP20	154x50x14	ON-OFF
1A1910	1-4	60W	IP20	185x63,5x22	ON-OFF
1A1476	1-7	100W	IP20	177x56,4x17,2	ON-OFF
1A2168	1-7	100W	IP20	190x65x22	PUSH DALI
1A1999	1-7	100W	IP20	201x63x30	L-C

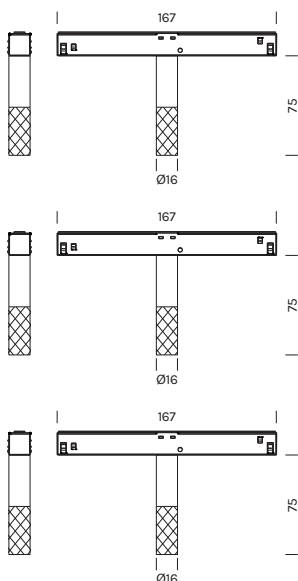
Centraline dimmerabili in remoto

Remote dimmable controllers

Item	Power	IP	Dimensions	Dimming
1A0837/24	144W	IP20	132x22x20	PUSH DALI 1-10V
1A0838/24	288W	IP20	164x38x25	PUSH DALI 0.1-10V

Jack per track 48V + Connettore nero

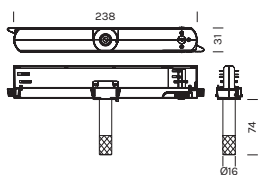
Jack for track 48V + black connector



Item	Finish	Dimming
201/01	-JBI -JNE	ON-OFF
201/02	-JBI -JNE	0-10V
201/03	-JBI -JNE	DALI

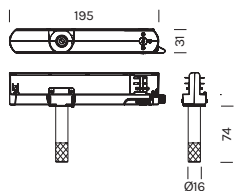
Jack per track 230V + Connettore nero

Jack for track 230V + black connector

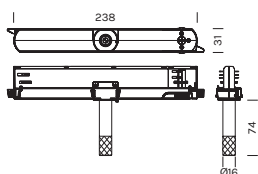


Item	Finish	Dimming
------	--------	---------

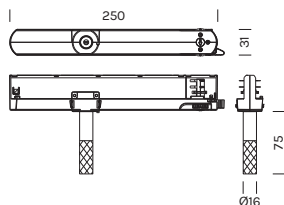
211/02	-JBI	ON-OFF
	-JNE	



211/05	-JBI	L-C
	-JNE	



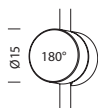
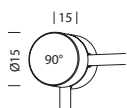
211/06	-JBI	DALI
	-JNE	



211/09	-JBI	CASAMBI
	-JNE	

Passacavi

Cable entry



Item	Finish
------	--------

BEAMKIT01	-NA
-----------	-----

BEAMKIT02	-NA
-----------	-----